

COMPRESSORI-ASPIRATORI A CANALE LATERALE

SIDE CHANNEL COMPRESSORS AND VACUUM PUMPS

SC402SG



MODELLO SC402SG1.6T – SC402SG2.2T



Costruiti secondo il principio dei canali laterali, funzionano sia in aspirazione sia in compressione e sono progettati per lavorare a servizio continuo. Realizzato in alluminio pressofuso garantisce la massima robustezza e maneggevolezza. Non occorre lubrificazione in quanto non c'è contatto tra le parti statiche e rotanti. Particolari silenziosi contribuiscono ad ottenere un elevato livello di silenziosità.

Construction of the ring blowers fans is based on the lateral ducts principle. The blowers can operate as either exhaust or compression fans and are designed for continuous service. The device is assembled directly on the motor shaft; all the rotating parts are dynamically balanced to ensure absolute absence of vibration. Full die-cast aluminium construction for maximum sturdiness and ease of handling.



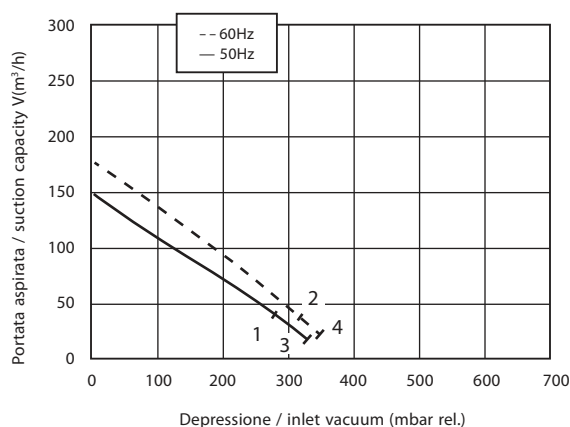
Curve Curva n.	Model Modello n.	Frequency Frequenza (Hz)	Output power Potenza (kW)	Voltage Vtaggio (V)	Rated current Assorbimento (A)	Noise Rumorosità dB (A)	Weight Peso (Kg)
1	SC402SG1.6T	50	1.6	200-240 Δ 345-415Y	7.5 Δ/4.3Y	66	24
2	SC402SG1.6T	60	2.05	220-275 Δ 380-480Y	7.6 Δ/4.4Y	69	24
3	SC402SG2.2T	50	2.2	200-240 Δ 345-415Y	9.7 Δ/5.6Y	66	27
4	SC402SG2.2T	60	2.55	220-275 Δ 380-480Y	10.3 Δ/6.0Y	69	27



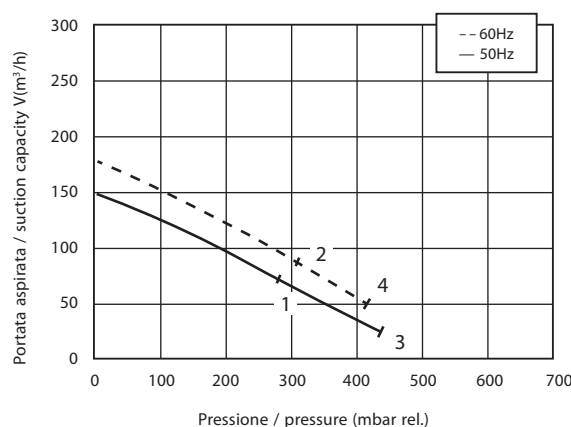
Emmecom s.r.l.

Via P. Nenni, 70
20093 Cologno Monzese (MI)
Tel. +39 02 25 33 300 (r.a.)
Fax +39 02 27 307 908
www.emmecomsrl.com
sales@emmecomsrl.com

ASPIRAZIONE / EXHAUST



COMPRESSIONE / COMPRESSION



I valori di portata e pressione si intendono per il convogliamento dell'aria avente in aspirazione temperature di 15°, densità di 1,23 kg/m³ e pressione a 1.013 mbar. La tolleranza di queste curve si intende del ±10%. I dati sopraindicati possono essere variati senza preavviso.

The characteristic data given here refer to the handling of gas with inlet temperature of 15° C, normal density of 1,23 kg/m³ and absolute pressure of 1.013 mbar. Tolerance of ±10%. The data may change without any notification.

a i r m o v i n g

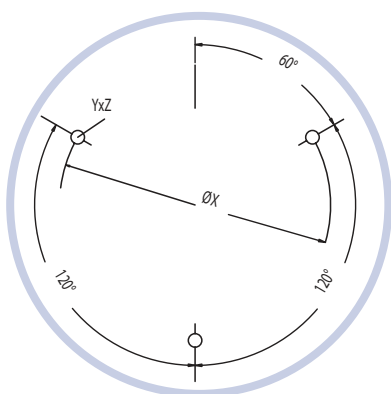
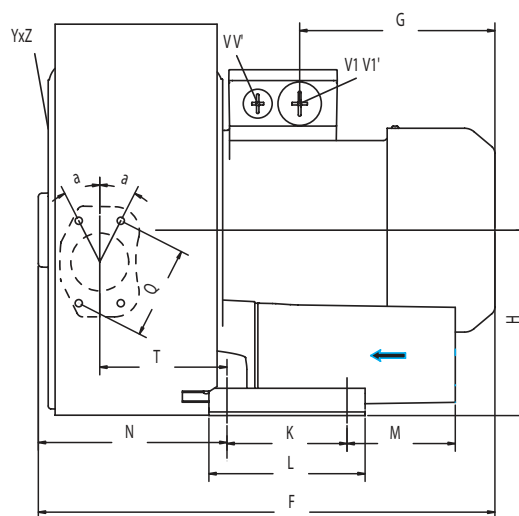
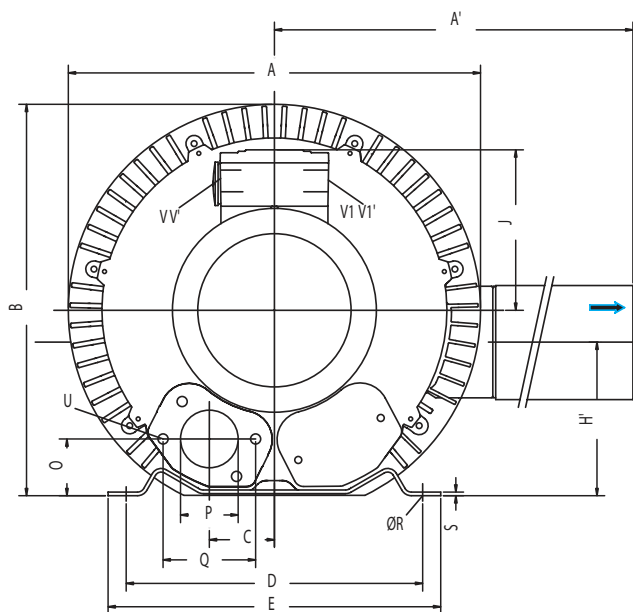
COMPRESSORI-ASPIRATORI A CANALE LATERALE

SIDE CHANNEL
COMPRESSORS AND
VACUUM PUMPS

MODELLO SC402SG1.6T - SC402SG2.2T



Dimensioni / Dimensions = mm



Emmecom s.r.l.

Via P. Nenni, 70
20093 Cologno Monzese (MI)

Tel. +39 02 25 33 300 (r.a.)

Fax +39 02 27 307 908

www.emmecomsrl.com

sales@emmecomsrl.com

Phase Fase	A	A'	B	C	D	E	F	G	H	H'	J	K	L	M	N	O	P	Q	ØR	S	T	U	V1 X-fovi	V1'	a	ØX	YxZ	X-holes	
SC402SG1.6T	3	322	324	315	58	225	255	401	191	154	153	128	95	130	73	151	45	G1"½	72	12	3	104	M6 x 19	M25 x 1.5	M16 x 1.5	28°	174	M6 x 15	51°/171°/291°
SC402SG2.2T	3	322	324	315	58	225	255	401	191	154	153	128	95	130	73	151	45	G1"½	72	12	3	104	M6 x 19	M25 x 1.5	M16 x 1.5	28°	174	M6 x 15	51°/171°/291°